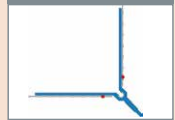




W15



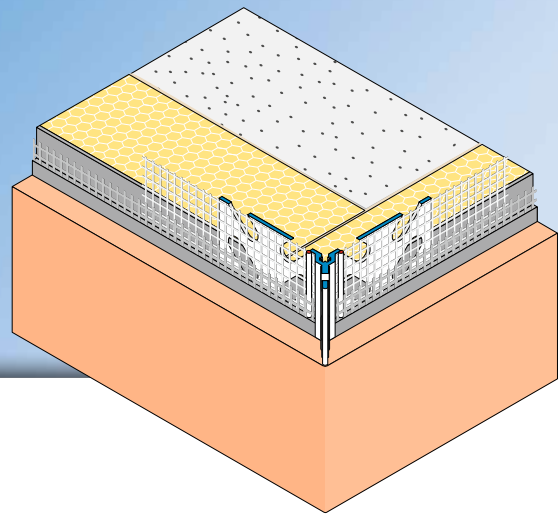
APU®

PROFILES FOR COMPOUND HEAT INSULATION SYSTEMS

Corner bead with mesh

STABILO

With edge for float-finish plaster

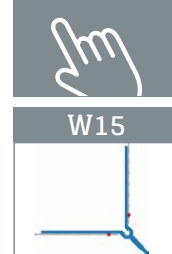


The **APU corner bead with mesh STABILO** is used in compound heat insulation systems as a flush, impact-protected edge for float-finish plaster and thick plaster layers.

The corner bracket has 2 perforated wings to each of which a strip of mesh is welded. Each bar has a fabric overhang on one side of 10cm in the lengthways direction. The filler filaments serve as

a skimming bar for the reinforcement base plaster. The skimming edge is offered in 3 different versions (12 mm, 15 mm and 21 mm plaster thickness) and ensures the correct application thickness of the entire plaster system. The plug connectors provided (Z13) enable the profiles to be connected together flush with each other.

Upon completion of the plastering work what is produced is a clean plaster corner.



Fitting

- 1 Apply c. 15 cm of filler compound / reinforcement plaster compound up to the edge of the insulation material on left and right.
- 2 Embed corner bead with mesh flush into the reinforcement base plaster and align.
- 3 Join the subsequent profiles with the enclosed plug connectors (Z13).
- 4 Apply reinforcement base plaster over the full area. In doing so, pull the mesh up to the plaster edge and trim.
- 5 After leaving to stand for the required time, apply final coat of plaster.

Important information

- Any applications not clearly described in the documents may be implemented only after consultation with the plaster or ETICS manufacturer.
- When the work is being done, the surface temperature must be at least +5 degrees and must not exceed +40 degrees.
- After being set in place on the structural element, profiles with a mesh vane must be promptly embedded. Until then they must be protected from the weather.
- The mesh vane and surface mesh must overlap by at least 10 cm. The surface mesh to be subsequently attached must be run up to the skimming edge of the profile.
- The processing guidelines of the plaster manufacturer shall be complied with.